

## Series 7

*Sit Down  
Naturally*


Comfortable  
Elegant  
Different

*Sit Down Naturally*

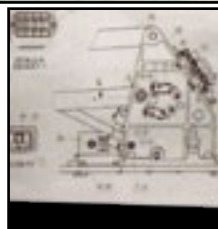




MANUFACTURING TRADITION SINCE 1958.



TECHNOLOGY, SERVICE AND ENGAGEMENT.





# WELCOME TO ANCAR

■ In 1988, when we presented the Pyrinee model, our first dental unit and at the time the only model produced by Ancar, we could not have predicted, or even imagined, the impressive growth and recognition that the brand would have at the international level 30 years later.

In fact, it has not been easy to get here, but with a lot of determination, peace of mind and humility we have managed to forge a space and earn recognition in an extremely demanding and competitive market, whilst at the same time establishing the foundations of a consolidated and highly valued brand in 32 countries from Europe, the Middle East, Oceania and the Maghreb.

Since 1958, the passion for creation, innovation and design have been the basic elements of our activity, with the goal of offering professionals from the sector the highest quality, most durable and best performing treatment units.

Today more than 40 different models make up our range, all of them manufactured with aluminium. Ergonomic, technological and reliable solutions form the perfect base to develop a range of high performance dental units, with long-lasting quality and impeccable output.

Ancar's success over these nearly 60 years of history does not belong to one person or another: it belongs to everyone! Only true, honest and professional team work is able to explain our experience and ensure our future.

“This is our history,  
this is our philosophy,  
this is our commitment”.

**Antoni Carles Bosch**  
General Manager



**Antoni Carles Pujol**  
President



**Antoni Carles Bosch**  
General Manager

## Series 7

*Sit Down  
Naturally*

An exciting line of equipment which guarantees comfort in the most natural way possible.

■ The refined aesthetics of the new S7 is currently a reality, which together with the infinite elegance present in the entire line of Ancar products, manages to stand out once again for its reliability and workplace ergonomics.

In addition to a coordinated structure of the best manufacturing elements together with coverage of the needs for dental practice, the series offers doctors a high quality product with immense work possibilities.

And... of course, it is made of aluminium.

## S7 chair

■ The precise representation of elegance mixed with ergonomics, providing an exclusive result for all the dental specialists across the globe who seek practicality, comfort and perfection not only in their work, but also in their patients' experience.

Discover the endless possibilities of the S7 chairs together with the Scandinavian Alone versions!

S7

*Sit Down  
Naturally*





Maximum chair height is 780mm.



Minimum chair height is 480mm

**Sd-710**

*Sit Down  
Naturally*

■ Orthodontic equipment together with the ergonomics of the S7 chair and its instruments installed in the auxiliary support make the equipment a reflection of practicality and simplicity, making it easier to achieve perfection in orthodontic interventions.

## S7 chair + Sd-60 *Scandinavian* ALONE



**Sd-715**

*Sit Down  
Naturally*

## S7 chair + Sd-150 *Scandinavian* ALONE

■ The best example of ergonomics, reliability and functionality presents the possibility to adapt any type of instrument, allowing the doctor to enjoy the chair's benefits.



**Sd-717**

*Sit Down  
Naturally*

■ There are different ways of working not only from one country to another, but also from one professional to another. These differences are always taken into consideration during the design process of all Ancar products. Discover how the features of an electropneumatic equipment and hanging hoses are brought together with the new S7 chair.

## S7 chair + Sd-175 *Scandinavian* ALONE



**Sd-718**

*Sit Down  
Naturally*

■ Faced with the combination of differences between each dental clinic and dentist, together with the goal of adapting the equipment to any need, Ancar has developed an equipment model with a water box accompanied by an instrument cart.

S7 chair + Sd-25 *Scandinavian* ALONE (Sd-60 *Scandinavian* ALONE + Cd-25)



COMPLETE ELECTROPNEUMATIC EQUIPMENT

**Sd-730**

*Sit Down  
Naturally*

## S7 chair + Sd-300 *Scandinavian* ALONE

■ Irresistible comfort, as well as the easy accessibility of an S7, come together with the great benefits of Ancar's electronic equipment. Enjoy the advantages of the most advanced medical technology, which we call Touch Expert, Ancar's effort to offer the greatest professional services, maximum precision and informative details that come close to perfection.



**Sd-735**

*Sit Down  
Naturally*

■ The Sd-735 is the elegant adaptation to the hanging hose version, in order to offer doctors a different working system. This way it will be the doctor who decides which version they like to work with the most during the interventions. The model also includes Touch Expert technology, which you can use to communicate with the patient, which illustrates Ancar's efforts to offer the best professional services possible.

## S7 chair + Sd-350 *Scandinavian* ALONE



**Sd-738**

*Sit Down  
Naturally*

S7 chair + Sd-80 *Scandinavian* ALONE (Sd-60 + Cd-80)

■ The Sd-738 model justifies combining the advantages of the S7 chair together with the benefits of the Cd-80 electronic cart, equipped with Touch Expert technology, adapted to the doctor's work, while also reducing the intervention time.



## Technical data

### S7 chair



Voltage 220-240V  
Frequency 50 - 60 Hz  
Power 400 W  
Electrical protection I type B  
Operation type Intermittent  
Maximum load (patient) 160 kg  
Shift movement 300mm  
Automatic shift: leg supplement  
1 Joystick seat movements  
1 Joystick with 4 position memories  
Standard seat fixed to the floor.  
Base for chair support not fixed to the floor.

## Technical data

# S7 chair + electro-pneumatic treatment centre

Sd-710 / (S7 + Sd-60 *Scandinavian ALONE*)

Sd-715 / (S7 + Sd-150 *Scandinavian ALONE*)

Sd-717 / (S7 + Sd-175 *Scandinavian ALONE*)

Sd-718 / S7 + Sd-25 *Scandinavian ALONE* (Sd-60 *Scandinavian ALONE* + Cd-25)

Voltage	220 - 240 V
Frequency	50-60 Hz
Air pressure	5,5 Bar
Water pressure	3 Bar
Power	1400 W
Electrical protection	type I
Operation type	Intermittent
Maximum load (patient)	160 kg
Maximum load (instrument tray)	2 kg
MX Micromotor instrument	24 Vdc / 65 W
MX Micro motor instrument	24 Vdc / 60 W (130 W pico)
Instrument light	3V - 7V / 2.5 W
Ultrasounds	24 Vac / 35 W
Polymer lamp	24 Vac / 150 W
3F Syringe	
Unit standard 93/42/EEC	Class IIa
Insulation type	Type B
Unit net / gross weigh	340 kg / 400 kg
Dental unit type	Electro-pneumatic
Installation type	Permanent
Main fuse	6.3 A / 250 V
Movement panel fuse	T 32 mA / 250 V
Transform primary fuse, 9015093 PCB	TT 2.5 A / 250 V
24V ac line protection (yellow/yellow)	Polyswitch RUE600
17V ac line protection (red/red)	Polyswitch RUE600 + RUE185
Auxiliary outputs 24VAC	4 x Hydric box
Aspiration connection	1 x connection box
Potential free contact AUX connections box	500 W / 230 V Relays 20 A / 250 V
	Max 250 V / 5 A



Sd-717

## Technical data

# S7 chair + Electronic treatment centre

Sd-730: S7+Sd-300 *Scandinavian* ALONE

Sd-735: S7+Sd-350 *Scandinavian* ALONE

Sd-738: S7+Sd-80 *Scandinavian* ALONE (Sd-60 + Cd-80)

Voltage	220 - 240 V~
Frequency	50 - 60 Hz
Air pressure	5,5 Bar
Water pressure	3 Bar
Power	1400 W
Electrical protection	type I
Operation type	Intermittent
Maximum load (patient)	160 kg
Maximum load (instrument tray)	2 kg
Instrument Electric Micromotor	24 Vdc / 65 W
Instrument Mx micromotor	24 Vdc / 60 W (130 max peak)
Instrument light	3V - 7V / 2.5 W
Ultrasound	24 Vac / 35 W
Polymer lamp	24 Vac / 150 W
Syringe 6F	24 Vac / 150 W
Unit standard93/42/EEC	Ila Class
Insulation type	BF Type
Unit net / gross weight	340 kg / 400 kg
Dental unit type	Electronic
Installation type	Permanent
Main fuse	T 6.3 A / 250 V
Movement panel fuse, line 24v	T 32 mA / 250 V
Primary transformer fuse, 9015136 PCB	TT 2.5 A / 250 V
24 V ac 1st line protection (yellow/blue)	Polyswitch RUE400
24 V ac 2nd line protection (blue/brown)	Polyswitch RUE400 + RUE600
17 V ac line protection (red/red)	Polyswitch RUE600 + RUE185
Auxiliary outputs 24 Vac	4 x water unit
	3 x instrument tray
	1 x circuit box
Suction connection	500 W / 230 V Relays 20 A / 250 V
Auxiliary contact volt free (circuit box PCB)	Max 250 V / 5 A
Main electro-valves (ref. 9004889)	24 Vdc



Sd-735

## Specifications

*Sit Down  
Naturally*



### CHAIR FUNCTIONALITIES

- Vertical elevation chair with synchronized back and feet movement.
- Chair that folds at 90°.
- 1 Joystick seat movements
- 1 Joystick with 4 position memories
- Selection of elevation speed for precision treatments.
- Standard seat fixed to the floor.
- Base for chair support not fixed to the floor.
- Automatically extendible, reclining foot rest.

### EQUIPMENT FUNCTIONALITIES

- Pedal with chair movement control and instrument control using lever, with water and “chip-blower” selector.
- Speed selector for the micromotor (M40) from 0 to 4,000 rpm. (Selective) and from 0 to 40,000 rpm (Global).
- Adjustment of the water flow for each instrument.
- Micromotor reverse selection and ultrasound power level.
- Automatic ON/OFF lamp in rest and return to spittoon position.
- 3F Syringe installed as standard.
- 6F Syringe. stainless steel installed as standard.
- Optional rapid connection Kit: USB 2.0 Port + air/water intake.
- 230 V auxiliary output.
- Electric micromotor control through potentiometer.
- Up to 8 instruments: 5 in the main tray and 3 in the auxiliary support.
- Multifunction, proportional electronic pedal for water selection, reversal of micro-motor revolution, “Chip-blower” function and chair movement.
- Auxiliary tray (285 x 190 mm) for small hand-held instruments.
- Possibility of exchanging turbine and micromotor (M40) in a single hose.
- Connection box built into the water unit.
- Programmable torch effect in selecting instruments with light.

### ERGONOMICS

- Chair movements controlled by pedal and keypads.
- Intuitive and ergonomic “Easy-Touch” control panel, with micromotor reverse indication.
- Arm and instrument tray with mechanical compensation and pneumatic brake.
- Optional narrow backrest.
- Electrically-operated chair with Trendelenburg and 5 position memories (three for working, reset and return to spittoon).
- Water group with 70° turn to make assistant's work easier.
- Minimum chair height of 480mm.
- Multiposition articulated headrest.
- The vertical elevation system allows for a diaphanous, obstacle-free space under the back rest increasing the work positions for the dentist and assistant.
- Frontal view of the patient.
- Undistorted view of the middle line.
- Greater precision in occlusion examination.
- Better communication (Doctor - Patient).
- Possibility for frontal photography.
- Improves access to persons with advanced age / limited mobility.
- Reduction of the visual impact, thanks to the design.
- Offer of a more spacious image of the surgery.
- Cannula arm with adjustable height (3 positions).



**Specifications**

*Sit Down  
Naturally*



## Specifications

*Sit Down  
Naturally*

### MATERIALS

- ALUMINIUM CORE: unit, chair and pedal manufactured in light anti-corrosive aluminium alloy.
- Water box lids in ABS.
- Removable, autoclavable, porcelain mouthwash cup.
- High quality, flame retardant, phthalate-free, “Soft plus” upholstery.

### SAFETY FEATURES

- Back, folding leg rest, extendible foot rest, movement joysticks.
- On auxiliary cannula support.
- On movement keypads.
- On optional instruments (turbine, micromotor and ultrasound) through adjuster pedal.
- Unit designed according to medical devices directive 93/42/CEE, whose design and construction meets the applicable dental product safety and IEC norm standards.
- In selecting a second instrument.

### HYGIENE

- Autoclavable silicone instrument support.
- Dismountable and thermo-disinfectable suction hoses.
- Easy-clean suction filter.
- Rotary instrument oil recuperator.
- “WEK” water decontamination system for instrument hoses.
- H1 disinfection system for suction hoses.
- Removable and autoclavable mouthwash tray at 135°.
- Removable cup tap for easier cleaning.
- Amalgam recovery and dry or damp suction systems.

### PROGRAMMING

- Electronic unit controlled by microprocessor with “Touch Expert” display.
- “Autotest” of the unit at start-up.
- Identification of the dental center, date and time.
- Programming for 4 different users and configuration of instruments for each one.
- Programming of the ultrasound work parameters in ENDO, PERIO, SCALER, work range, and instrument light intensity.
- Adjustment of the micromotor’s work parameters (with ENDO functions): torque control in Ncm, direct or reverse rotation, irrigation mode (spray/water/air), type of counter-angle and two types of speed: from 200 to 400,000 rpm and from 100 to 4,000 rpm
- Graphic display of ultrasound power level and real turbine working speed.
- Statistics about the unit’s use: chair movements, instrument use, frequent warnings and recent warnings.
- System for detecting and controlling faults or warnings.
- Choice of language for working.
- Countdown function.
- Adjustment of the cup water filling time and water in mouthwash tray for joint or independent work.
- “Update Device” System: incorporates the latest updates from programming including years after its purchase.
- Automatic “Chip-blower” programming.

S7	S7 + Cd-25	S7+Cd-80	Sd-710	Sd-715	Sd-717	Sd-718	Sd-730	Sd-735	Sd-738
✓	✓	✓	✓	✓	✓	✓	✓	✓	✓
			✓	✓	✓	✓	✓	✓	✓
			✓	✓	✓	✓	✓	✓	✓
✓	✓	✓	✓	✓	✓	✓	✓	✓	✓
✓	✓	✓	✓	✓	✓	✓	✓	✓	✓
			✓	✓	✓	✓	✓	✓	✓
	✓	✓	✓	✓	✓	✓	✓	✓	✓
	✓	✓	✓	✓	✓	✓	✓	✓	✓
✓	✓	✓	✓	✓	✓	✓	✓	✓	✓
							✓	✓	✓
				✓			✓		
			✓	✓	✓	✓	✓	✓	✓
			✓	✓	✓	✓	✓	✓	✓
	✓	✓	✓	✓	✓	✓	✓	✓	✓
			Optional	Optional	Optional	Optional	Optional	Optional	Optional
			Optional	Optional	Optional	Optional	Optional	Optional	Optional
			✓	✓	✓	✓	✓	✓	✓
			✓	✓	✓	✓	✓	✓	✓
			Optional	Optional	Optional	Optional	Optional	Optional	Optional
		✓					✓	✓	✓
		✓					✓	✓	✓
		✓					✓	✓	✓
		✓					✓	✓	✓
		✓					✓	✓	✓
		✓					✓	✓	✓
		✓					✓	✓	✓
		✓					✓	✓	✓
		✓	✓	✓	✓	✓	✓	✓	✓
		✓					✓	✓	✓
		✓					✓	✓	✓

## Specifications

*Sit Down  
Naturally*



Other models in the Ancar Range

## Series 1

*Aluminium Core*

Sd-150



Sd-25



Sd-175



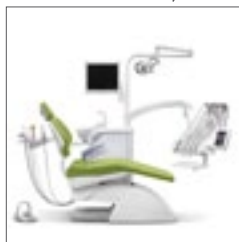
Sd-150 *Scandinavian*  
Sd-150 *Scandinavian* LEFT  
Sd-150 *Scandinavian* ALONE  
Sd-25 *Scandinavian*  
Sd-25 *Scandinavian* LEFT  
Sd-25 *Scandinavian* ALONE  
Sd-60  
Sd-60 *Scandinavian*  
Sd-60 *Scandinavian* LEFT

Sd-60 *Scandinavian* ALONE  
Cd-25  
Ancar 3250  
Ancar 3200  
Ancar 3200 HB  
Ancar 3100  
Ancar 3100 + Cd-25  
Ancar 3000  
Ancar 3000 + Cd-25

## Series 3

*Touch Expert*

Sd-300 *Touch Expert*



Sd-350 *Touch Expert*



Sd-80 *Touch Expert*



Sd-300 *Scandinavian*  
Sd-300 *Scandinavian* LEFT  
Sd-300 *Scandinavian* ALONE  
Sd-80 *Scandinavian*  
Sd-80 *Scandinavian* LEFT  
Sd-80 *Scandinavian* ALONE  
Ancar 3100 + Cd-80 *Touch Expert*  
Ancar 3000 + Cd-80 *Touch Expert*  
Cd-80 *Touch Expert*

Sd-550 *Touch Expert*



Sd-575 *Touch Expert*



Sd-580 *Touch Expert*




## Series 5

*Touch Expert*



Check conditions  
with the official  
distributor.



QS4 LEA 047.V9

Subject to design and/or specifications changes without prior notice.  
Made in Europe. 1st edition. April 2018.

**Antoni Carles, S.A.**

Volta dels Garrofers, 41-42 Polígono Industrial "Els Garrofers"  
08340 Vilassar de Mar (Barcelona-SPAIN)  
Tel. (34) 93 754 07 97 Fax (34) 93 759 26 04  
[www.ancar-online.com](http://www.ancar-online.com) / e-mail: [ancar@ancar-online.com](mailto:ancar@ancar-online.com)